



**MILLENNIUM  
EDUCATION**



Department of International  
Qualifications, Curriculum  
and Assessments

**40**  
YEARS OF  
EDUCATION  
LEGACY

# Summer Vacation

## **HOMEWORK 2026**

### **GRADE 1 TILL GRADE 5**

#### **THE MILLENNIUM PRIMARY YEARS | TMPY**



[www.tme.edu.pk](http://www.tme.edu.pk)



## From the Desk of the Director Education The Millennium Education Group



Dear Learners,

As we begin our Summer Break, I would like to take a moment to congratulate each of you on your achievements, growth, and perseverance throughout the academic year. Whether you are in TMEY, TMPY, TMMY, TMUMY, or TMCY, every step of your learning journey matters, and you should be proud of the progress you have made.

To help you continue learning over the holidays, your teachers have carefully prepared a Summer Break Homework Pack. These activities have been designed to be engaging, meaningful, and age-appropriate, allowing you to:

- Reinforce key concepts and skills learned during the year.
- Maintain positive learning habits and routines.
- Develop creativity, curiosity, and independent thinking.
- Read, research, explore, and apply learning in real-world contexts.
- Prepare confidently for the next stage of your educational journey.

Remember, learning does not only happen in the classroom. Summer is a wonderful opportunity to discover new interests, read books, practise important skills, spend quality time with family, explore the world around you, and engage in activities that help you grow as a learner and as an individual.

We encourage you to complete your Summer Break Homework Pack with care and pride, setting aside regular time each week to work through the activities. Small, consistent efforts over the break will help you return to school feeling confident, prepared, and ready for new challenges.

Most importantly, enjoy your holidays. Rest well, stay active, stay safe, and make wonderful memories with your family and friends.

We look forward to welcoming you back for another exciting year of learning, growth, and achievement.

Wishing you a happy, productive, and inspiring Summer Break.

Warm regards,

*Amna Salik*

Director Education  
The Millennium Education Group



# SUMMER VACATION HOMEWORK FOR



## ENGLISH

Q.1. Write plurals by adding 's' and 'es'.

- brush
- camera
- muffins
- glass
- book
- box
- Crunch
- lunch
- bus
- buzz

Q.2. Write the describing words to describe these nouns.

- girl
- fox
- car
- ring
- forest
- boy
- house
- class
- playground
- book

Q.3. Underline the rhyming words on learner's book page- 96 and write them on your notebook.

Q.4. Make 5 sentences each using words ( is ,are, was, were).

Q.5. Read readers 2 pages daily and underline and learn spelling of 2 words daily from these pages.

- The boy who said 'No'.
- Playgrounds
- Where are my shoes?

## MATHEMATICS

Do your work neatly in your Math notebook.

### COUNTING PRACTICE (1-100)

1. Write Forward Counting (Any 3 Times)

1 - 50

1 - 75

1 - 100

2. Write Backward Counting

30 to 1

50 to 1

3. Fill in the Missing Numbers

12, \_\_\_\_, 14, \_\_\_\_, 16

21, \_\_\_\_, \_\_\_\_, 24, \_\_\_\_

45, \_\_\_\_, 47, \_\_\_\_, 49

\_\_\_\_, 62, \_\_\_\_, 64, \_\_\_\_



4. Write Number Names (1-10)

- 1 → \_\_\_\_\_
- 2 → \_\_\_\_\_
- 3 → \_\_\_\_\_
- 4 → \_\_\_\_\_
- 5 → \_\_\_\_\_
- 6 → \_\_\_\_\_
- 7 → \_\_\_\_\_
- 8 → \_\_\_\_\_
- 9 → \_\_\_\_\_
- 10 → \_\_\_\_\_

5. Write the Before Number

- \_\_\_\_ 15
- \_\_\_\_ 28
- \_\_\_\_ 41
- \_\_\_\_ 60
- \_\_\_\_ 79

7. Write the Between Number

- 12 \_\_\_\_ 14
- 36 \_\_\_\_ 38
- 59 \_\_\_\_ 61
- 72 \_\_\_\_ 74
- 85 \_\_\_\_ 87

6. Write the After Number

- 35 \_\_\_\_
- 49 \_\_\_\_
- 62 \_\_\_\_
- 74 \_\_\_\_

**COMPARING NUMBERS**

8. Put the correct sign: (>, <, =)

- 15 \_\_\_\_ 12
- 28 \_\_\_\_ 28
- 45 \_\_\_\_ 50
- 66 \_\_\_\_ 61
- 90 \_\_\_\_ 99
- 37 \_\_\_\_ 73
- 82 \_\_\_\_ 82
- 19 \_\_\_\_ 14

**ORDERING NUMBERS**

9. Ascending order (Small to Big)

- 4, 9, 2 → \_\_\_\_, \_\_\_\_, \_\_\_\_
- 15, 11, 14 → \_\_\_\_, \_\_\_\_, \_\_\_\_
- 21, 25, 23 → \_\_\_\_, \_\_\_\_, \_\_\_\_

10. Descending Order (Big to Small)

- 10, 5, 8 → \_\_\_\_, \_\_\_\_, \_\_\_\_
- 30, 35, 32 → \_\_\_\_, \_\_\_\_, \_\_\_\_
- 49, 41, 44 → \_\_\_\_, \_\_\_\_, \_\_\_\_

**ADDITION**

(Without & With Carry)

11. Add:

- 6 + 3 = \_\_\_\_
- 9 + 4 = \_\_\_\_
- 12 + 5 = \_\_\_\_
- 23 + 6 = \_\_\_\_
- 34 + 5 = \_\_\_\_

**SUBTRACTION**

12. Subtract:

- 9 - 4 = \_\_\_\_
- 15 - 6 = \_\_\_\_
- 18 - 7 = \_\_\_\_
- 30 - 5 = \_\_\_\_
- 42 - 3 = \_\_\_\_

**ADDITION & SUBTRACTION STORIES (WORD PROBLEMS)**

Solve and write the answer:

a. Ali has 5 apples. His mother gives him 3 more.  
How many apples does Ali have now?

\_\_\_\_ + \_\_\_\_ = \_\_\_\_

b. Sara has 10 pencils. She gives 4 to her friend.  
How many pencils are left?

\_\_\_\_ - \_\_\_\_ = \_\_\_\_

c. There are 7 birds on a tree. 2 more birds come.  
How many birds are there now?






\_\_\_\_ + \_\_\_\_ = \_\_\_\_

d. There are 12 chocolates. Tom eats 5.  
How many chocolates are left?

\_\_\_\_ - \_\_\_\_ = \_\_\_\_

## SHAPES

A. Write the Names of Shapes



B. Draw and Color Any 3 Shapes

C. Count the Sides

Shape	Sides
Square	_____
Triangle	_____
Rectangle	_____
Circle	_____



## PATTERNS

1. Complete the Patterns:

2, 4, 6, \_\_\_\_, \_\_\_\_

5, 10, 15, \_\_\_\_, \_\_\_\_

1, 3, 5, \_\_\_\_, \_\_\_\_

10, 9, 8, \_\_\_\_, \_\_\_\_

2. Draw Your Own Pattern (At least 10 numbers or shapes)

## DAILY MENTAL MATH

(5 Days)

Days	Add	Subtract
1	$5 + 2 = \underline{\quad}$	$9 - 3 = \underline{\quad}$
2	$6 + 4 = \underline{\quad}$	$8 - 5 = \underline{\quad}$
3	$7 + 3 = \underline{\quad}$	$10 - 4 = \underline{\quad}$
4	$9 + 1 = \underline{\quad}$	$12 - 6 = \underline{\quad}$
5	$8 + 2 = \underline{\quad}$	$11 - 7 = \underline{\quad}$

## NUMBER HUNT

Write:

5 EVEN numbers: \_\_\_\_\_

5 ODD numbers: \_\_\_\_\_

## MATH ART

Draw a house using shapes  
(Label all the shapes you used)

## MONEY COUNTING

(Optional Fun Task)

Draw and count:

5 coins

2 notes

Total amount = \_\_\_\_\_

## HANDWRITING & NUMBER PRACTICE

Write neatly:

Numbers 1-50 (one time)

Tables of 2 and 3 (one time)

# INFORMATION COMMUNICATION TECHNOLOGY

Dear Learner,

Welcome to ICT Summer Homework - Grade 1.

Please follow the instructions below to access and complete your summer homework:

- Visit the provided link <https://tinyurl.com/SHW-ICT-GRADE1> download all files in a folder and open the Index.html file.
- Upon first access, you will be prompted to enter your information. Please carefully enter your full name, admission number, and campus name.

THE MILLENNIUM EDUCATION PAKISTAN  
DEPARTMENT OF EDUCATIONAL TECHNOLOGY & DIGITAL INCLUSION

MILLENNIUM EDUCATION

**Grade 1 AI Academy**

Welcome back! Please write your Name, Campus, and Admission Number to log in or sync your homework sheets.

What is your Name?  
Enter your full name here...

What is your Admission Number?  
Enter your admission number here...

Write your Campus Name  
e.g. THE One World Campus

Enter Learning Lab

© Department of Educational Technology and Digital Inclusion - GETDI, The Millennium Education Pakistan. www.tme.edu.pk

- After submission, your **dashboard** will be displayed.
- Navigate through each chapter, read the content thoroughly, and attempt the corresponding quizzes.

**Note:** After completing a chapter or before exiting, click the **Sync** button to save your progress.

**Important:** You may revisit chapters and quizzes at any time. If you choose to reset your progress, all previous data and records will be permanently deleted.

## GENERAL KNOWLEDGE

Q.1. Make a poster of flag of Pakistan.

Q.2. Make a poster of map of Pakistan and label the provinces.

## ISLAMIYAT

Q.1. Learn Ta'awuz and Tasmihah with translation.

Q.2. Learn Surah Ikhlas with translation.

Q.3. Read and revise the following units.

- Muslim Greetings
- Books of Allah
- Surah Al-Asr

## LEADER IN ME

### Leadership Activity:

Draw a picture of yourself as a leader and write one thing you can do to help others during summer break.

### 7 Habits:

Choose one habit (e.g., "Be Proactive" or "Begin with the End in Mind") and draw a picture showing what it means to you.

### Goal Setting:

Set a personal goal for winter break (e.g., "I will help my family with chores") and write it down.

### Kindness Challenge:

Do something kind for someone else during break and draw a picture about it.

## اردو

- میری تصویری ڈائری
- ہر دن ایک تصویر بنائیں اور اس کے بارے میں 2-3 جملے لکھیں۔
- کہانی مکمل کریں
- نیچے دی گئی کہانی کو اپنے انداز میں مکمل کریں:  
"آج صبح جب میں جاگا تو میں نے دیکھا کہ تیز بارش ہو رہی ہے۔"
- میرا چھوٹا سالہ ◀ سرورق ◀ ایک نظم ◀ دو تصویری کہانیاں ◀ ۵ پہیلیاں



# SUMMER VACATION HOMEWORK FOR



## ENGLISH

### Q.1. Write the past form of the given verbs.

Accept, Bake, Behave, Close, Compare, Disturb, Dress, Fix, Follow, Perform, Protect, Review, Show, Turn, Want, Mark, Eliminate, Compete, Fry, Persuade, Greet, Hunt, Imagine, Invite, Knock, Manage, Match, Need, Open, Organize, Forget, Forgive, Rise, Ring, Lie, Identify, Beat, Lend, Lead, Swim, Teach, Tear, Spend, Hang, Hear.

Use both past form and present form of the verb to make a sentence.

**For e.g.:**

Enjoy

Past form: enjoyed

- 'We really enjoyed our two-month winter vacation!'
- 'We enjoy delicious ice-cream during the summer'

### Q.2. Write at least three adjectives to describe the given nouns.

Actor, Airport, Army, Beach, Boy, Breakfast, Crayon, Crowd, Iron, Pillow, Board, Piano, Chair, Pencil, Hospital, Monkey, Match, Market, Lunch, Lion, Ghost, Motorcycle, Lizard, Kite, King, Island, Gold, Grass, Planet, Rain, Sandwich, Jelly, Ice.

**For e.g.:**

Horse - Active, Alert, Amazing

### Q.3. Write at least three synonyms for the given words.

Anger, Sad, Confuse, Happy, Strong, Active, say, Catch, Smart, Drink, Swim, Walk, Attack, Hear, Turn, Spend, Sing, Read, Know, Keep, Hold, Clean, Crow, Tall, Big, Small, Beautiful, Ugly, Listen, Make, meet, Move.

**For e.g.:**

Eat - Gobble, Devour, Munch, Nibble, Engulf

### Q.4. Make compound words from the following list.

Star, Cheese, Under, Snow, Space, House, Sun, Water, Motor, Lip, Apple, Rain, Arm, Cup, Pine, Key, Tea, Table, Super, Wind, Note, Light, Cross, Gold, Straw, Berry, Pipe, Fish, Word, Light, Pad, Mill, Market, Spoon, Board, Apple, Bow, Melon, Flower, Wife, Ship, Water, Fish, Burger.

**For e.g.:**

Butter + Fly = Butterfly

### Q.5. Write at least two paragraphs on the following topics.

#### Kindness Counts

Write about a time that someone did something kind for you. What did they do and how did it make you feel?

#### Special Day

Describe a special day that you and your best friend shared. What made it so memorable?

#### Right and Wrong

Tell about a time when you were tempted to do the wrong thing, but you chose to do the right thing

instead.

### Travel Stops.

If you could choose to stay in a tent, an RV, or a fancy hotel while traveling with your family, which would you choose and why?

### Playground Fun

What is the very best piece of equipment on your school's playground? What makes it the best?

### Favorite subject

Which school subject is your favorite and why?

### Yucky or Yummy

Write about a food that you like but most people don't. Why should people give it a chance?

### Famous Firsts

Think about a famous first like the first person to walk on the moon or the first person to sail around the world. Explain why this first was so important.

### Smelly Tale

Every place has different smells, good or bad. Describe two or three smells you associate with your home or school.

### How Is It Made?

Choose an everyday object (like LEGO bricks or toilet paper) and find out how it's made.

Reading for 15 minutes every single day would be recommended.

- Kindly make a free of cost account for your child on [www.Oxfordowl.co.uk](http://www.Oxfordowl.co.uk)
- The children are already instructed on how to make the account but they might still need some help.

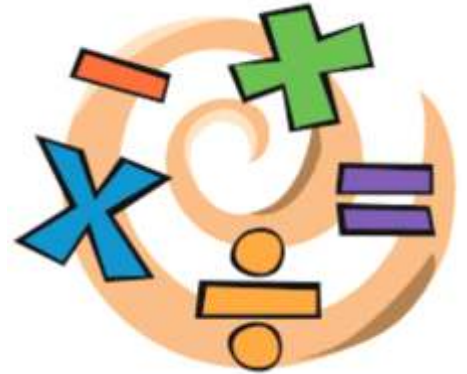
## MATHEMATICS

1. Solve the following:

- $46 + 27 = \underline{\quad}$
- $82 - 39 = \underline{\quad}$
- $6 \times 4 = \underline{\quad}$
- $24 \div 3 = \underline{\quad}$

2. Fill in the missing number:

- $15 + \underline{\quad} = 38$
- $\underline{\quad} - 19 = 25$
- $7 \times \underline{\quad} = 28$
- $20 \div \underline{\quad} = 5$



### Word Problem

3. Sara collected 48 stickers. She gave 15 to her friend. Then she divided the remaining stickers equally among 3 boxes. How many stickers did each box get?

Answer: \_\_\_\_\_

### HIGHER ORDER THINKING SKILLS (HOTS)

(5-6 questions designed for Grade 2 level)

4. If you have the numbers 12, 6, and 2, how can you use them to make the answer 24?

(Hint: You may use any two or all four operations.)

Answer: \_\_\_\_\_

5. A number becomes 30 when you add 12 and then subtract 8. What was the number before the changes?

Answer: \_\_\_\_\_

6. You have 4 groups of objects. Each group has the same number of objects. Altogether you have 32. How many objects are in each group? Explain how you know.

Answer: \_\_\_\_\_

7. Ali says  $6 \times 3$  is the same as  $18 \div 1$ . Is he correct? Explain your thinking.


Answer: \_\_\_\_\_

8. A basket has some apples. If you divide them equally among 5 children, each gets 4 apples, and 3 apples are left over. How many apples were in the basket?

Answer: \_\_\_\_\_

9. You have 50 rupees. You buy a pencil for 12 rupees and a sharpener for 8 rupees. How much money do you still need to make the total reach 50 rupees again? (Show your working.)

Answer: \_\_\_\_\_



## INFORMATION COMMUNICATION TECHNOLOGY

Dear Learner,

Welcome to ICT Summer Homework – Grade 2.

Please follow the instructions below to access and complete your summer homework:

- Visit the provided link <https://tinyurl.com/SHMW-ICT-GRADE-2> download all files in a folder and open the **Index.html** file.
- Upon first access, you will be prompted to enter your information. Please carefully enter your full name, admission number, and campus name.

The image shows a screenshot of a web application interface for 'Grade 2 AI Academy'. At the top, there are logos for 'LUSKI' and 'THE MILLENNIUM EDUCATION PAKISTAN'. The main content area has a rocket icon and the title 'Grade 2 AI Academy'. Below the title, there is a welcome message: 'Welcome back! Please write your Name, Campus, and Admission Number to log in or sync your homework sheets.' The form contains three input fields: 'What is your Name?' with a placeholder 'Enter your full name here...', 'What is your Admission Number?' with a placeholder 'Enter your admission number here...', and 'Write your Campus Name' with a placeholder 'e.g. THE One World Campus'. At the bottom of the form is a pink button labeled 'Enter Learning Lab' with a rocket icon.

- After submission, your **dashboard** will be displayed.
- Navigate through each chapter, read the content thoroughly, and attempt the corresponding quizzes.

**Note:** After completing a chapter or before exiting, click the **Sync** button to save your progress.

**Important:** You may revisit chapters and quizzes at any time. If you choose to reset your progress, all previous data and records will be permanently deleted.

## GENERAL KNOWLEDGE

### 1. The Mystery Plant Puzzle

Find any plant at home or outside.

Now look closely and answer the tricky part:

- Does the plant bend towards sunlight or away?
- If you rotate the pot a little, what do you predict will happen the next day?  
(You **MUST** write your prediction.)

### 3. Heat Survivor Challenge

Place three objects in sunlight:

- A metal spoon
- A crayon
- A chocolate piece
- After 10 minutes, check:
- Which object changed shape?
- Which stayed the same?
- Write the reason behind the change.

### 5. Magnet Detective Hunt

- Hide three small objects (coin, paper clip, rubber band).
  - Now ask someone to mix them with other objects.
  - Use only a magnet to find the hidden objects.
- Write which ones you found **WITH** the magnet and which ones needed eyes only.

### 7. Spring Strength Test

- Press your pen spring 10 times slowly,
- then 10 times very fast.
- Write:
- When did the spring bounce back higher — slow presses or fast presses?
- Why do you think speed changes the bounce?

### 2. Animal Clue Card

Write clues about an animal without naming it.

Example:

I eat grass, I have four legs, I can run fast.

- Ask a family member to guess your animal.
- Write if they guessed right or wrong

### 4. Shadow Chase Game

Stand outside with a toy.

Trace the toy's shadow at two different places:

1. Near the light
2. Far from the light

**Write:**

Where did the shadow become longer?

Why do you think this happened?

(Tricky: It's opposite of what many children expect!)

### 6. Transparent or Trickster?

Test three objects with a flashlight:

- A frosted bottle
- A mirror
- A water-filled jar

Write which one is transparent, translucent, opaque, **AND** which one reflects light like a trickster!

### 8. Rock Bag

Collect different types of rocks.

After collecting different rocks, what did you observe about their texture (smooth, rough, hard, or soft)?

## 9. Material Swap Challenge

Choose two everyday objects (example: a cup and a pillow).

Now pretend the materials were swapped.

What would happen if:

- A pillow was made of metal?
- A cup was made of cotton?

Write the funny and tricky consequences.

Material collection

When you collect different materials (like paper, plastic, metal, or cloth), what properties do you notice about each one?

Collect different materials and write their properties.

## 10. Thinker of Pakistan— Allama Muhammad Iqbal <sup>رحمته</sup> اللہ علیہ Challenge

Write some real facts about Allama Muhammad Iqbal <sup>رحمته اللہ علیہ</sup>.

Then complete this tricky part:

“If Iqbal visited my school, I think he would tell us to \_\_\_\_\_.” (Use your imagination!)



## اردو

- کتاب بنائیے
- حروف تہجی پر مبنی کتاب بنائیے اور ان میں ہر حرف سے شروع ہونے والے اسما (چیزوں) کی تصاویر بنائیے اور اسم کو ایک سادہ جملے میں استعمال کیجیے۔
- کہانی مکمل کریں
- نیچے دی گئی کہانی کو اپنے انداز میں مکمل کریں:
- "آج صبح جب میں جاگا تو میں نے اپنے آپ کو خلا میں پایا میری ارد گرد مختلف سیارے۔۔۔"
- میرا چھوٹا رسالہ
- سرورق ◀ ایک نظم ◀ دو تصویری کہانیاں
- چھتری، عینک اور کاغذ کی تاریخ پر انٹرنیٹ سے معلومات اکٹھی کیجیے اور رسالہ میں خود تصاویر بنا کر معلومات شامل کیجیے۔ ◀ ۵ پہیلیاں

## ISLAMIYAT

### 1. Allah's Creation (Names & Attributes of Allah)

Topics Covered: *Allah is the Creator*

Basic Asma-ul-Husna (5 names)

Tasks:

- Write any five creations of Allah with drawings.
- Learn and write meanings of these five Names of Allah:
- Ar-Rahman, Ar-Raheem, Al-Khaliq, Al-Aleem, Al-Ghafur

Activity:

- Make a mini-booklet: "Allah Made Everything" - draw one creation on each page.

Make a mini-booklet:

- "Allah Made Everything" - draw one creation on each page.

Online Learning Link:

Video for kids:

<https://www.youtube.com/watch?v=7eHn2IYJRUw>

Online Quiz:

<https://quizizz.com/admin/quiz/asma-ul-husna-for-kids>

## 2. Seerat-un-Nabi خاتم النبيين صلى الله عليه وعلى آله وأصحابه وسلم (Life of Prophet Muhammad خاتم النبيين صلى الله عليه وعلى آله وأصحابه وسلم)

### Topics Covered:

- Birthplace
- Parents' names
- Qualities (Truthfulness, Kindness, Honesty)

### Creative Task:

- Make a kindness jar every day of vacations, put 1 small good deed note inside.

## 4. Five Pillars of Islam (Revision with Upgraded Concepts)

### Topics Covered:

- Write the names of the Five Pillars.
- Write sentences about the importance of Salah.

## 5. Surahs & Kalimahs

### Tasks:

- Memorise Surah Ikhlas + Surah Falaq.

## 6. Islamic Stories & Reflection

### Tasks:

- Read any one Islamic story (Hazrat Ibrahim عليه السلام, Hazrat Musa عليه السلام, or any story of kindness).

### Write:

- Moral of the story
- Your favourite part
- One act of goodness you will do after reading it.

## 3. Islamic Manners & Daily Duas

### Topics Covered:

- Saying Salam
- Respecting elders
- Cleanliness
- 3 basic daily duas (Before eating, Sleeping, Entering washroom)

### Online Learning Link:

Manners song for kids:

<https://www.youtube.com/watch?v=PRr4IjN5ac0>

### Online Quiz:

[https://www.liveworksheets.com/worksheets/en/Islamic\\_Education/Islamic\\_Manners](https://www.liveworksheets.com/worksheets/en/Islamic_Education/Islamic_Manners)



## LEADER IN ME

### Leadership Activity:

Draw a picture of yourself as a leader and write one thing you can do to help others during summer break.

### 7 Habits:

Choose one habit (e.g., "Be Proactive" or "Begin with the End in Mind") and draw a picture showing what it means to you.

### Goal Setting:

Set a personal goal for summer break (e.g., "I will help my family with chores") and write it down.

### Kindness Challenge:

Do something kind for someone else during break and draw a picture about it.

# SUMMER VACATION HOMEWORK FOR



## ENGLISH

### 1. Word of Desert

- Read the story A World of Deserts and write a short summary about how life in the desert is.

### 2. Glossary Words

- Learn the glossary words given on A World of Deserts, page 22.

### 3. Lost at Sea

- Read the story Lost at Sea and write the dialogues between Mr. Lee and his daughter Adeline. speech marks correctly.

### 4. Lost at Sea

- Pick five contractions from the story Lost at Sea and write them correctly.

### 5. Rags-to-Bags Project

- Read the story Rags-to-Bags and make a project showing how you can recycle plastic bags. What useful or creative item you can make from the plastic bags.

### 6. Punctuate the following text correctly by adding capital letters, full stops, commas, proper nouns, and speech marks.

yesterday I went to the zoo with my friend ali we saw lions tigers and elephants suddenly a monkey shouted ooh ooh it made us laugh we fed some ducks at the pond my friend ali said look at that colorful parrot we took many pictures and ate our sandwiches we saw a tiger sleeping under a tree then we went home happy and tired.

### 7. Creative writing topic:

- Lost on an Island: Imagine you are alone on an island, separated from your parents. Write a story about what you will do to stay safe and find help.
- Describe a Bus: Draw a bus and describe how it looks from the outside and inside. You can write about its colors, seats, windows, and what people do inside.
- Snowy Garden Adventure: Imagine you wake up and see your home garden filled with snow. Write a story about what you will do with the snow and how you will play or use it.

### 8. Acitivity:

*Cook anything of your choice (for example, a chicken club sandwich or a brownie) with your mother in the kitchen. Then, from Learner Book page 49, write instructions about your dish. Don't forget to include the ingredients, steps, sequencing words and command verbs.*

### Links:

<https://youtu.be/A6KuGgJ8vMA?feature=shared>

<https://youtu.be/u6pkcdEylTE?si=JExFhCGjzUZxpJcl>



# INFORMATION COMMUNICATION TECHNOLOGY

Dear Learner,

Welcome to ICT Summer Homework - Grade 3.

Please follow the instructions below to access and complete your summer homework:

- Visit the provided link <https://tinyurl.com/SHW-ICT-GRADE-3> download all files in a folder and open the Index.html file.
- Upon first access, you will be prompted to enter your information. Please carefully enter your full name, admission number, and campus name.

© Department of Educational Technology and Digital Inclusion - DETDI, The Millennium Education Pakistan. www.tme.edu.pk

- After submission, your **dashboard** will be displayed.
- Navigate through each chapter, read the content thoroughly, and attempt the corresponding quizzes.

**Note:** After completing a chapter or before exiting, click the **Sync** button to save your progress.

**Important:** You may revisit chapters and quizzes at any time. If you choose to reset your progress, all previous data and records will be permanently deleted.



## GENERAL KNOWLEDGE

- Make a time line of Quaid-e-Azam رحمتہ اللہ علیہ and Allama Muhammad Iqbal رحمتہ اللہ علیہ in the form of flow chart
- Write ten sentences about how you can be a good citizen for your own city
- Make a PPT on the topic Working Out Disagreements ( How to resolve conflicts)
- Make a 3D model of Ocean animals and Land animals food chain take help from internet
- Use any recycle stuff from your home and convert it into a useful thing .( For example a tin can be converted into a pencil holder)

## LEADER IN ME

### Leadership Activity:

Draw a picture of yourself as a leader and write one thing you can do to help others during summer break.

### 7 Habits:

Choose one habit (e.g., "Be Proactive" or "Begin with the End in Mind") and draw a picture showing what it means to you.

### Goal Setting:

Set a personal goal for summer break (e.g., "I will help my family with chores") and write it down.

### Kindness Challenge:

Do something kind for someone else during break and draw a picture about it.



## اردو

- "آیا موسم گرما آیا" کے عنوان پر مختصر نظم تحریر کیجیے اور تصاویر بھی بنائیے۔
- ماہانہ رسالہ تعلیم و تربیت یا نو نہال میں سے کہانی پڑھیے اور اختتام بدلتے ہوئے کہانی دوبارہ تحریر کیجیے۔
- رنگ برنگے کاغذ پر ۵ چہرے کے تاثرات کی تصاویر چسپاں کیجیے اور تاثرات کا نام تحریر کیجیے۔ مثال: خوش:



- اپنے گھر یا کمرے سے پانچ اسم نکرہ تلاش کیجیے۔ ایک سادہ صفحے پر تلاش کیے گئے اسم نکرہ کی تصاویر بنائیے اور ان کے نام تحریر کیجیے۔
- دی گئی تصاویر کو غور سے دیکھیے اور ہر تصویر کے متعلق ایک، ایک جملہ تحریر کیجیے۔



---

---

---

---



**Q.6. These sentences are in Present Tense. Change each sentence into Past Tense and Future Tense.**

- I play with my friends.
- She reads a story before sleeping.
- The cat sits on the sofa.
- We walk to school together.
- They watch cartoons in the evening.

(Students will write each sentence twice — one in past, one in future.)

**Q.7. Identify the figure of speech used in each sentence.**

(Figures included: Simile, Metaphor, Personification, Onomatopoeia, and Alliteration.)

- The thunder boomed loudly across the sky.
- My brother is as fast as a cheetah.
- The stars winked at me from the sky.
- Sana's smile is sunshine on a rainy day.
- The wind whispered through the trees.
- Busy bees buzzed behind the barn.
- The classroom was a jungle during break time.
- The car zoomed down the road.

**Q.8. Write an acrostic poem using the word "School".**

Begin each line with one letter of the word SCHOOL.

- S -
- C -
- H -
- O -
- O -
- L -

**Q.9. Write a short creative story on the topic:**

"A Surprise at the Door"

**Criteria:**

- Write 100-150 words.
- Include a beginning, middle, and ending in PARAGRAPHS.
- Use at least two adjectives and two adverbs.
- Use correct spelling and punctuation.

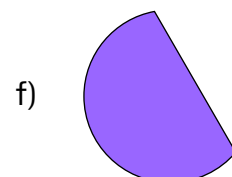
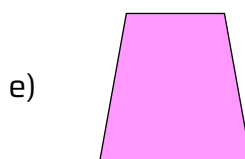

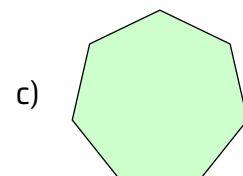
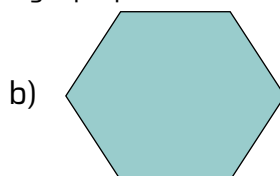


**I can think  
before  
I speak.**

## MATHEMATICS

**Q.1. Do the following questions on R.A notebook.**

- Name the following shapes and write down any 3 properties of each.



**Q.2. Solve.**

01.	$65 + 6 + 56 =$ _____	06.	$77 + 19 + 2 =$ _____
02.	$39 + 5 + 9 =$ _____	07.	$89 + 29 + 9 =$ _____
03.	$90 + 78 + 11 =$ _____	08.	$13 + 34 + 98 =$ _____
04.	$8 + 18 + 57 =$ _____	09.	$51 + 17 + 18 =$ _____
05.	$23 + 36 + 11 =$ _____	10.	$63 + 52 + 14 =$ _____

**Q.3. Add/Subtract the decimals**

01	$0.5 + 1.6 =$ _____	02	$0.8 + 0.4 =$ _____
03	$2.4 - 0.7 =$ _____	04	$1.8 - 0.0 =$ _____
05	$2.2 + 0.9 =$ _____	06	$0.0 + 1.7 =$ _____
07	$1.3 - 1.1 =$ _____	08	$0.8 - 0.7 =$ _____
09	$1.4 + 1.7 =$ _____	10	$2.0 + 0.7 =$ _____

**Q.4. Draw the 2-D shapes and tell how many lines of symmetry it has?**


**Q.5. Write down tables of (2 - 12) 3 three times each.**

**Q.6. Convert**

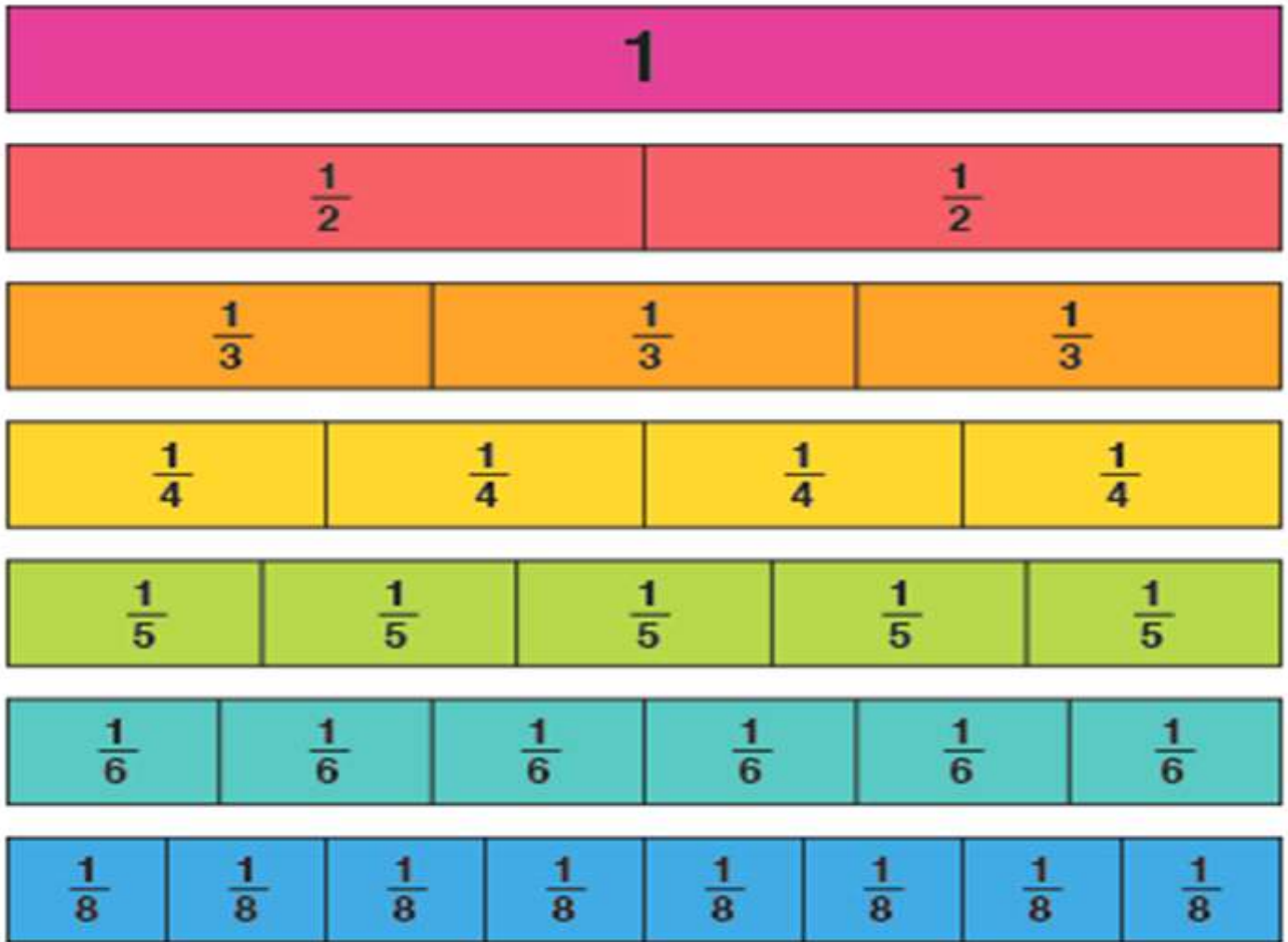
- 4 km into meters.
- 25 meters into cm.
- 6000 meters into km.
- 9 kg into grams.
- 4 kg into grams.
- 9 meters into cm.
- 2.5 meters into cm.
- 2 cm into mm.
- 5 meters into cm.

**Q.7. Solve.**

01.	$90 \times 5 =$ _____	02.	$70 \times 7 =$ _____
03.	$40 \times 9 =$ _____	04.	$4 \times 80 =$ _____
05.	$6 \times 30 =$ _____	06.	$80 \times 2 =$ _____
07.	$80 \times 6 =$ _____	08.	$2 \times 300 =$ _____
09.	$70 \times 2 =$ _____	10.	$600 \times 8 =$ _____
11.	$9 \times 800 =$ _____	12.	$700 \times 5 =$ _____
13.	$200 \times 8 =$ _____	14.	$200 \times 2 =$ _____
15.	$6 \times 900 =$ _____	16.	$8 \times 400 =$ _____
17.	$200 \times 5 =$ _____	18.	$500 \times 10 =$ _____
19.	_____ $\times 11 = 22$	20.	_____ $\times 7 = 84$
21.	$10 \times$ _____ $= 70$	22.	$3 \times$ _____ $= 24$



Q.8. Draw the following table on R.A notebook and write any four fractions with the help of table, label numerator and denominator.



Q.9. How many lines of symmetry the following shapes have?

- a) Square      b) Regular pentagon      c) Rectangle      d) Circle      e) Rhombus

Q.10. Solve the following worksheet using bar graph chart.

- Following bar graph chart shows number of students having pets.
- Make your own bar graph chart, write and answer questions of your own.
- The pictograph shows the number of pumpkins harvested by five farmers in the fall season. Use the graph to answer the questions.

Pumpkin Harvest	
Name	Number of Pumpkins
Danny	
Jacob	
Ray	
Edwin	
Alex	

Key  
 = 50 Pumpkins

- Who harvested the most? \_\_\_\_\_
- How many pumpkins did Jacob harvest? \_\_\_\_\_
- Who harvested 250 pumpkins? \_\_\_\_\_
- Name the farmers who have harvested the same number of pumpkins. \_\_\_\_\_
- Danny harvested more pumpkins than Ray. Is that true? \_\_\_\_\_

# SCIENCE

- Science Look at the plants growing around and see if you can spot any fallen seeds. Now, with the help of your parents learn to grow a plant from any seed you pick.
- Have fun watching the seed grow into a seedling. What you need: Seeds of your choice such as pumpkins seeds, sunflower seeds, beans, etc. Good quality soil, a container to hold the soil and seeds. Water, sunlight. Then draw life cycle of plant on a chart paper and label it.
- Draw a structure of ear and label its parts and write function of each part with the help of internet on chart papers.
- Make different phases of moon on a chart paper and label them properly with the help of internet.
- Draw a food Pyramid and color it on a chart paper and describe every food group in detail.



# INFORMATION COMMUNICATION TECHNOLOGY

Dear Learner,

Welcome to ICT Summer Homework – Grade 4.

Please follow the instructions below to access and complete your summer homework:

- Visit the provided link <https://tinyurl.com/SHW-ICT-GRADE-4> download all files in a folder and open the Index.html file.
- Upon first access, you will be prompted to enter your information. Please carefully enter your full name, admission number, and campus name.

The image shows a login page for 'Grade 4 AI Academy'. At the top left, there is a logo for 'THE MILLENNIUM EDUCATION PAKISTAN' with the tagline 'DEPARTMENT OF EDUCATIONAL TECHNOLOGY & DIGITAL INCLUSION'. At the top right, there is a logo for 'MILLENNIUM EDUCATION'. The main content area has a rocket icon and the title 'Grade 4 AI Academy'. Below the title, it says 'Welcome back! Please write your Name, Campus, and Admission Number to log in or sync your homework sheets.' There are three input fields: 'What is your Name?' with a placeholder 'Enter your full name here...', 'What is your Admission Number?' with a placeholder 'Enter your admission number here...', and 'Write your Campus Name' with a placeholder 'e.g. THE One World Campus'. At the bottom of the form is a pink button labeled 'Enter Learning Lab' with a rocket icon. The background of the page is a light blue grid pattern. At the bottom left, there is a copyright notice: '© Department of Educational Technology and Digital Inclusion - DETDI, The Millennium Education Pakistan'. At the bottom right, there is a website URL: 'www.tme.edu.pk'.

- After submission, your **dashboard** will be displayed.
- Navigate through each chapter, read the content thoroughly, and attempt the corresponding quizzes.

**Note:** After completing a chapter or before exiting, click the **Sync** button to save your progress.

**Important:** You may revisit chapters and quizzes at any time. If you choose to reset your progress, all previous data and records will be permanently deleted.

## SOCIAL STUDIES

**Q.1. Draw a map of Pakistan on a chart and show the following things:**

- Provinces and non-provincial units
- The Capital City of Pakistan and the capital cities of all the provinces.
- Neighbouring countries
- Major dams
- Important rivers
- Desert areas
- Mountainous regions
- Sea ports
- China Pakistan Economic Corridor (CPEC) route

**Q.2. Answer the following questions.**

- How was the Nile River useful to the people of Ancient Egypt?
- What is the difference between weather and a climate?
- Name three trading partners of Pakistan.
- Write two ways to reduce air pollution.

**Q.3. Write the currencies of following countries.**

- Saudi Arabia
- England
- China
- Japan
- Korea
- India
- America

**Q.3. How we can resolve a conflict peacefully as a good citizen of a country?**

**Q.4. Make a Power Point Presentation on the topic 'Major Landforms of Pakistan' and compare the lifestyle of people in any two land forms. Make sure to add information regarding the following landforms:**

- Forests
- Rivers
- Plateaus
- Plains
- Deserts
- Coastal areas
- Delta

You are encouraged to add pictures and maps showing these landforms in Pakistan.



# اردو



- موسم گرما کی تعطیلات آپ کیسے گزاریں گے۔ اپنے مشاغل کا ایک جدول (time table) بنائیے۔
- اپنے خاندان کے تمام افراد کے ایک ایک ہاتھ کورنگ برنگے کاغذ پر ٹریس کریں اور ایک من پسند رنگ کے کاغذ پر چسپاں کیجیے اور اردو میں خود سے ایک جملہ تصویر کے بارے میں تحریر کیجیے۔ مثال:



- دی گئی تصویر کے متعلق پانچ جملے تحریر کیجیے۔

- آپ نے اردو کی بہت سے کہانیاں پڑھی ہوں گی۔ اگر آپ کو موقع ملے تو کہ آپ کہانیوں کی کتاب کا سرورق بنائیں تو آپ کیسا بنائیں گے۔ کہانی کا سرورق اپنے من پسند رنگ کے صفحے پر بنائیے۔

## ISLAMIYAT

1. Memorise Fifth Kalima, Surah Quraish and Surah Al-Qadr
2. Setup a charity box at home and donate at least Rs.5 everyday. Donate this money to the needy before end of you're the holidays.



# SUMMER VACATION HOMEWORK FOR



## ENGLISH

Q.1. Find the Synonyms of the following words.

- Nibble
- Assist
- Fiercely
- Obligated
- Marvelously
- Evident
- Desolated
- Clinch
- Vivid
- Gulp

### 1. Vocabulary List(Meanings & Example Sentences)

#### General Vocabulary

1. Adapt - *to change in order to fit a new situation.*
  - Animals adapt to survive in different environments.
2. Brilliant - *very bright or clever.*
  - She had a brilliant idea for the project.
3. Cautious - *careful to avoid danger.*
  - Be cautious when crossing the street.
4. Determine - *to decide or figure out something.*
  - We need to determine the correct answer.
5. Distribute - *to hand out to many people.*
  - The teacher will distribute the worksheets.
6. Enormous - *very large.*
  - The elephant is an enormous animal.
7. Frequent - *happening often.*
  - Rain is frequent in the spring.
8. Generous - *willing to give or share.*
  - He was generous with his time.
9. Investigate - *to look into something carefully.*
  - The scientists investigate how plants grow.
10. Predict - *to guess what will happen next.*
  - We predict rain based on the clouds.

### 3. Fill in the Blanks

Q. 3. Use these words: | distribute | brilliant | adapt | analyse | frequent |

- Bees \_\_\_\_\_ honey to their hive.
- The class had a \_\_\_\_\_ discussion about the story.
- Birds \_\_\_\_\_ to cold weather by flying south.
- We need to \_\_\_\_\_ the data carefully.
- Spring showers are \_\_\_\_\_ in this region.



#### Vocabulary

- Analyse - *to study something closely.*  
 Contrast - *to show differences.*  
 Conclude - *to reach a decision after thinking.*  
 Interpret - *to explain the meaning of something.*  
 Summarise - *to tell the main points briefly.*

### 2. Activities and Exercises

Q. 2. Match the vocabulary word to the correct meaning:

Predict	Very large
Cautious	To look into something carefully
Enormous	Careful; avoids danger
Investigate	Willing to give or share
Generous	To guess what will happen

#### Q.4. Sentence Challenge

Pick any 5 vocabulary words and write your own sentences.

Example: *The magician's trick was so brilliant that the audience cheered loudly.*

#### Q.5. Word Drawing Activity

Choose one word (e.g., enormous, cautious, generous) and draw a picture that represents it. Write a sentence under your drawing.

#### Q.6. "Use It in a Story" Activity

Example starter:

During our field trip to the science museum, we had to be cautious while exploring the exhibits...

#### Q.7. Synonym Hunt

Students must find a synonym (similar meaning) for each word.

Examples:

- Enormous → huge
- Predict → guess
- Cautious → careful

#### 4. Rewrite the paragraph using correct punctuation.

my heart leaps up when I behold a rainbow in the sky wrote William words worth the famous poet and the most of us share his feelings when we are lucky enough to see a rainbow there is an old saying that a pot of gold is buried at the end of the rainbow but have you ever tried to reach a rainbows end of course it's impossible because a rainbow is really just the result of the raindrops refracting and reflecting light from our sun there are seven colors in the rainbow red orange yellow green blue indigo and violet

#### Exercises

##### Q.8. Add the Missing Punctuation

Add periods, commas, question marks, or exclamation points where needed.

- can you believe how difficult this sentence is to read
- yesterday I bought apples oranges bananas and grapes
- stop that right now
- where did you put my notebook
- she said I will meet you after school

##### Q.9. Rewrite the Sentences Correctly

Each sentence has punctuation errors.

- My brother said "I cant come to the game today".
- Wow that was the best movie Ive ever seen
- When you finish your homework please help me set the table
- Do you know where the library is, or should we ask someone?
- It's raining we should take an umbrella

##### Q.10. Create Your Own

Write **three sentences** using:

- one comma
- one question mark
- one pair of quotation marks

Q.12. Write a format of the formal letter (all 8 steps) and then write a Formal Letter to the Municipal Committee of your area convince him to allow you for the campaign of cleaning the town.

Q.13. You have seen a writing competition with a first prize of a family holiday to anywhere you wish. Use **5 adverbs and 5 adjectives** in the letter to persuade the magazine editor to choose your family.

### Poem: "The Busy Morning"

The sun stretched its golden arms  
Across the sleepy town.  
Birds chattered like excited friends  
As dew winked on the ground.  
A breeze danced softly through the trees,  
Whispering a gentle tune.  
The day began with joyful steps—  
A gift from early June

#### Exercise A: Identify the Figurative Devices

Read the poem and answer the questions.

- Find one example of a simile.  
*Write the line and explain what is being compared.*
- Find one metaphor.  
*How does it help you imagine the scene?*
- Find an example of personification.  
*What human action is given to something non-human?*
- Find a line with alliteration.  
*Which words begin with the same sound?*
- Find a word that is an example of onomatopoeia.  
*What sound does it imitate?*

#### Exercise B: Create Your Own Examples

Use the figurative devices to write your own lines.

- Simile:  
*Write a simile to describe the wind.*
- Metaphor:  
*Write a metaphor to describe your classroom.*
- Personification:  
*Give a school object a human action.*
- Alliteration:  
*Write a sentence using at least three words beginning with the same sound.*
- Onomatopoeia:  
*Write a sound word and use it in a sentence.*

Q.14. Solve Comprehension passages 3,4 .5 and 6.

## MATHEMATICS

- \_\_\_\_\_ + 20 + 5000 + 6000 + 9 = 11129
- 3000 + 800 + \_\_\_\_\_ + 5 + 60000 = 64705
- \_\_\_\_\_ + 200 + 0 + 20000 + 30 = 20230
- 9 + \_\_\_\_\_ + 5000 + 20 + 20000 = 25029
- \_\_\_\_\_ + 60 + 900 + 0 + 90000 = 90961
- 8 + \_\_\_\_\_ + 3000 + 40 + 70000 = 73048
- 3 + 0 + 400 + 8000 + \_\_\_\_\_ = 84003
- 6 + 500 + 3000 + \_\_\_\_\_ + 70 = 3576
- 800 + 50 + 30000 + \_\_\_\_\_ + 1 = 30851
- 2 + 70 + 500 + \_\_\_\_\_ + 8000 = 8572
- \_\_\_\_\_ + 70 + 900 + 4000 + 70000 = 73974
- 200 + 60000 + \_\_\_\_\_ + 6000 + 10 = 66110



- 1a.**  $10 \times 482 = \underline{\hspace{2cm}}$       **1b.**  $10 \times 345 = \underline{\hspace{2cm}}$
- 2a.**  $1000 \times 247 = \underline{\hspace{2cm}}$       **2b.**  $157 \times 1000 = \underline{\hspace{2cm}}$
- 3a.**  $1000 \times 812 = \underline{\hspace{2cm}}$       **3b.**  $611 \times 1000 = \underline{\hspace{2cm}}$
- 4a.**  $1000 \times 419 = \underline{\hspace{2cm}}$       **4b.**  $124 \times 1000 = \underline{\hspace{2cm}}$
- 5a.**  $100 \times 973 = \underline{\hspace{2cm}}$       **5a.**  $561 \times 100 = \underline{\hspace{2cm}}$
- 6a.**  $1000 \times 369 = \underline{\hspace{2cm}}$       **6b.**  $333 \times 10 = \underline{\hspace{2cm}}$
- 7a.**  $943 \times 1000 = \underline{\hspace{2cm}}$       **7b.**  $1000 \times 18 = \underline{\hspace{2cm}}$
- 8a.**  $10 \times 586 = \underline{\hspace{2cm}}$       **8b.**  $592 \times 1000 = \underline{\hspace{2cm}}$
- 9a.**  $8000 \times 700 = \underline{\hspace{2cm}}$       **9b.**  $7000 \times 400 = \underline{\hspace{2cm}}$
- 10a.**  $400 \times 100 = \underline{\hspace{2cm}}$       **10b.**  $700 \times 5000 = \underline{\hspace{2cm}}$
- 11a.**  $50 \times 10 = \underline{\hspace{2cm}}$       **11b.**  $2000 \times 40 = \underline{\hspace{2cm}}$
- 12a.**  $8000 \times 50 = \underline{\hspace{2cm}}$       **12b.**  $1000 \times 50 = \underline{\hspace{2cm}}$
- 13a.**  $7 \times 48 = \underline{\hspace{2cm}}$       **13b.**  $6 \times 84 = \underline{\hspace{2cm}}$
- 14a.**  $5 \times 62 = \underline{\hspace{2cm}}$       **14a.**  $2 \times 51 = \underline{\hspace{2cm}}$
- 15a.**  $2 \times 150 = \underline{\hspace{2cm}}$       **15b.**  $2 \times 53 = \underline{\hspace{2cm}}$

### Mental Division

- 1a.**  $3600 \div 6 = \underline{\hspace{2cm}}$       **1b.**  $720 \div 8 = \underline{\hspace{2cm}}$
- 2a.**  $8100 \div 9 = \underline{\hspace{2cm}}$       **2b.**  $4800 \div 8 = \underline{\hspace{2cm}}$
- 3a.**  $1600 \div 4 = \underline{\hspace{2cm}}$       **3b.**  $2700 \div 3 = \underline{\hspace{2cm}}$
- 4a.**  $3500 \div 7 = \underline{\hspace{2cm}}$       **4b.**  $270 \div 9 = \underline{\hspace{2cm}}$
- 5a.**  $180 \div 3 = \underline{\hspace{2cm}}$       **5a.**  $600 \div 3 = \underline{\hspace{2cm}}$
- 6a.**  $5400 \div 6 = \underline{\hspace{2cm}}$       **6b.**  $500 \div 5 = \underline{\hspace{2cm}}$
- 7a.**  $4900 \div 7 = \underline{\hspace{2cm}}$       **7b.**  $120 \div 4 = \underline{\hspace{2cm}}$
- 8a.**  $3200 \div 8 = \underline{\hspace{2cm}}$       **8b.**  $3200 \div 4 = \underline{\hspace{2cm}}$
- 9a.**  $1500 \div 5 = \underline{\hspace{2cm}}$       **9b.**  $500 \div 1 = \underline{\hspace{2cm}}$
- 10a.**  $2700 \div 3 = \underline{\hspace{2cm}}$       **10b.**  $720 \div 8 = \underline{\hspace{2cm}}$
- 11a.**  $6300 \div 3 = \underline{\hspace{2cm}}$       **11b.**  $4800 \div 8 = \underline{\hspace{2cm}}$
- 12a.**  $540 \div 6 = \underline{\hspace{2cm}}$       **12b.**  $270 \div 9 = \underline{\hspace{2cm}}$
- 13a.**  $630 \div 7 = \underline{\hspace{2cm}}$       **13b.**  $120 \div 4 = \underline{\hspace{2cm}}$

### Long multiplication (in columns)

- 1a.** 
$$\begin{array}{r} 3428 \\ \times \quad 6 \\ \hline \end{array}$$
      **1b.** 
$$\begin{array}{r} 5484 \\ \times \quad 2 \\ \hline \end{array}$$
- 2a.** 
$$\begin{array}{r} 8263 \\ \times \quad 3 \\ \hline \end{array}$$
      **2b.** 
$$\begin{array}{r} 4101 \\ \times \quad 9 \\ \hline \end{array}$$
- 3a.** 
$$\begin{array}{r} 4591 \\ \times \quad 2 \\ \hline \end{array}$$
      **3b.** 
$$\begin{array}{r} 7507 \\ \times \quad 8 \\ \hline \end{array}$$
- 4a.** 
$$\begin{array}{r} 6284 \\ \times \quad 5 \\ \hline \end{array}$$
      **4b.** 
$$\begin{array}{r} 6169 \\ \times \quad 3 \\ \hline \end{array}$$
- 5a.** 
$$\begin{array}{r} 3965 \\ \times \quad 4 \\ \hline \end{array}$$
      **5b.** 
$$\begin{array}{r} 5484 \\ \times \quad 2 \\ \hline \end{array}$$
- 6a.** 
$$\begin{array}{r} 7279 \\ \times \quad 3 \\ \hline \end{array}$$
      **6b.** 
$$\begin{array}{r} 4101 \\ \times \quad 9 \\ \hline \end{array}$$
- 7a.** 
$$\begin{array}{r} 4563 \\ \times \quad 7 \\ \hline \end{array}$$
      **7b.** 
$$\begin{array}{r} 7507 \\ \times \quad 8 \\ \hline \end{array}$$
- 8a.** 
$$\begin{array}{r} 2841 \\ \times \quad 8 \\ \hline \end{array}$$
      **8b.** 
$$\begin{array}{r} 6169 \\ \times \quad 3 \\ \hline \end{array}$$
- 9a.** 
$$\begin{array}{r} 1093 \\ \times \quad 2 \\ \hline \end{array}$$
      **8b.** 
$$\begin{array}{r} 7901 \\ \times \quad 9 \\ \hline \end{array}$$



## Long Division

1a.  $3 \overline{) 9639}$

1b.  $7 \overline{) 9534}$

2a.  $5 \overline{) 2500}$

2b.  $4 \overline{) 9096}$

3a.  $9 \overline{) 819}$

3b.  $2 \overline{) 2324}$

4a.  $6 \overline{) 4218}$

4b.  $8 \overline{) 3681}$

5a.  $4 \overline{) 8056}$

5b.  $5 \overline{) 6231}$

6a.  $3 \overline{) 9873}$

6b.  $4 \overline{) 231}$

## Factoring

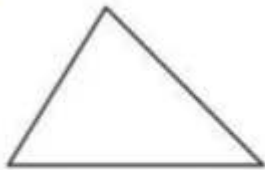




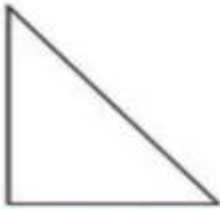

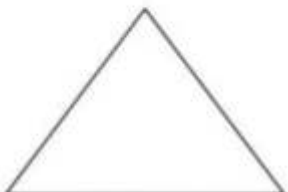
1a. 28      1b. 73

2a. 45      2b. 72

3a. 56      3b. 37

## Geometry

Classify the triangles by their sides (equilateral, isosceles, scalene).

1a. 	1b. 
2a. 	2b. 
3a. 	3b. 
4a. 	4b. 



# SCIENCE

**Note:** Use your winter break to revise the concepts you have learned and get ready for the new topics we will study after the holidays. Complete all tasks neatly in your notebooks.

## Topic 1: Forces in Action (Revision)

### Q.1. Choose the correct answer

1. When an object floats in water, the upthrust is:

- More than its weight                       Less than its weight                       Equal to its weight

2. Water resistance and air resistance are both types of:

- Gravity                                       Friction                                       Magnetism

### Q.2. Short Questions

1. Why does a force meter show a different reading when an object is in water compared to when it is in air?
2. What happens to a moving object when friction increases? Give an example.

### Q.3. Activity

1. Find two examples at home where friction helps you, and two examples where friction is not useful.

## Topic 2: More about Dissolving (Revision)

### Q.1. Match the columns

Soluble	A substance that dissolves in a liquid
Insoluble	A substance that does not dissolve
Solvent	The liquid in which a substance dissolves
Solute	The substance that dissolves

### Q.2. Questions

1. Explain why some substances disappear when mixed with water.
2. Why did the second fertilizer sink to the bottom of the watering can?

### Q.3. Mini Investigation (Home Activity)

1. Try dissolving salt, sugar, sand, and oil in water.
2. Write which ones are soluble and which are insoluble.

## Topic 3: Human Body and Its Functions (Pre-learning - Fun Prep)

### Q.1. Fill in the blanks

- The \_\_\_\_\_ system helps us breathe.
- The \_\_\_\_\_ pumps blood around the body.
- The \_\_\_\_\_ system helps us digest food.
- The \_\_\_\_\_ are our sense organs



## Q.2. Draw & Label

- Draw a simple outline of the human body and label:  
Heart | lungs | stomach | brain | muscles | bones

## Q.3. Think & Answer

- Why does our heart beat faster when we run?
- Name any two habits that keep the human body healthy.

## Topic 4: Circuits (Pre-learning - Fun Prep)

### Q.1. True or False

- A complete circuit is needed for a bulb to light up. \_\_\_\_\_
- Plastic is a good conductor of electricity. \_\_\_\_\_
- Metals allow electricity to pass through easily. \_\_\_\_\_

### Q.2. Draw

Draw a simple circuit that includes:

- A battery
- A bulb
- Wires
- A switch

### Q.3. Answer

- What happens when there is a break in the circuit?
- Give examples of two conductors and two insulators.

# INFORMATION COMMUNICATION TECHNOLOGY

Dear Learner,

Welcome to ICT Summer Homework - Grade 5.

Please follow the instructions below to access and complete your summer homework:

- Visit the provided link <https://tinyurl.com/SHW-ICT-GRADE-5> download all files in a folder and open the Index.html file.
- Upon first access, you will be prompted to enter your information. Please carefully enter your full name, admission number, and campus name.

**Grade 5 AI Academy**

Welcome back! Please write your Name, Campus, and Admission Number to log in or sign your homework sheets.

What is your Name?  
Enter your full name here...

What is your Admission Number?  
Enter your admission number here...

Write your Campus Name  
e.g. THE ONE World Campus

Enter Learning Lab

- After submission, your **dashboard** will be displayed.
- Navigate through each chapter, read the content thoroughly, and attempt the corresponding quizzes.

**Note:** After completing a chapter or before exiting, click the **Sync** button to save your progress.

**Important:** You may revisit chapters and quizzes at any time. If you choose to reset your progress, all previous data and records will be permanently deleted.

## SOCIAL STUDIES

**Q.1. Answer the following questions.**

- What are the benefits of living in a multi-cultural society?
- Why government collect Taxes?
- How trading with other countries helps in economic growth?
- Name three trading partners of Pakistan.
- What is a barter system?
- Differentiate between goods and services.

**Q.2. Write the currencies of following countries.**

- Saudi Arabia
- England
- China
- Japan
- Korea
- India
- America



**Q.3. How many regions are there in Pakistan? And how they are different from one another?**

**Q.4. What is census? What are the four main reasons of increase in population growth?**

**Q.5. Define the following terms.**

- Tolerance
- Diversity
- Climate
- Exports and imports

## اردو

- ☆ اپنے خوابوں کے شہر کے عنوان کو ذہن میں رکھ کر اپنے خوابوں کے شہر کی تصویر کشی اپنے من پسند رنگ کے صفحے پر کیجیے۔
- ☆ گوگل سے پاکستان کے بارے میں دلچسپ معلومات اکٹھی کیجیے اور انہیں جس طرز پر خبروں کے چینل پر رپورٹ پیش کی جاتی ہے اسی طرز پر ذیل میں دیے گئے لنک پر اپنی ویڈیو اپ لوڈ کیجیے اور ویڈیو کا اشتراک اپنی معلمہ کے ساتھ کیجیے۔ <https://www.adobe.com/express/>
- ☆ نونہال، تعلیم و تربیت یا کسی آن لائن پلیٹ فارم سے کم از کم دو کہانیاں پڑھیے اور ان کا سرورق ڈیزائن کیجیے اور کہانی اپنے الفاظ میں تحریر کیجیے۔
- ☆ ذیل میں دی گئی تصویر کی منظر کشی تحریر کیجیے۔



1. Memorise Surah Al-Nasr, Surah Al-Lahab, and Dua-e-Qunoot.

hAve  
FUN

FIND A WAY  
FOR LADYBUG



**You can teach a student a lesson for a day; but if you can teach him to learn by creating curiosity, he will continue the learning process as long as he lives.**

*(Clay P. Bedford)*



**MILLENNIUM  
EDUCATION**

Head Office: No.80, Street No.1, NPF, Sector E-11/4, Islamabad 44000, Pakistan.

UAN: +92 51 111 111 193, Tel: +92 51 2375201-6, Fax: +92 51 2375208

URL: [tme.edu.pk](http://tme.edu.pk), Email: [info@tme.edu.pk](mailto:info@tme.edu.pk)

Copyrights © 2026 The Millennium Education, Pakistan  
All rights reserved.



LMS MATRIX  
Apple iTunes



LMS MATRIX  
Google Play Store



Showcase School



Pearson



Our Affiliation and Memberships  
Cambridge Assessment  
International Education  
Cambridge Associate School