



MILLENNIUM  
EDUCATION



THE LITTLE  
MILLENNIUM

40  
YEARS OF  
EDUCATION  
LEGACY

THE MILLENNIUM EARLY YEARS

# Summer Vacation

## HOMework 2026



Department of International  
Qualifications, Curriculum  
and Assessments



[www.tme.edu.pk](http://www.tme.edu.pk)

## **From the Desk of the Director Education The Millennium Education Group**

Dear Parents and Little Learners,

As we begin our Summer Break, I would like to congratulate our youngest learners on a wonderful year of learning, discovery, and growth. Throughout the year, they have explored new ideas, developed important skills, built friendships, and taken many exciting steps in their learning journey.

To support continued learning during the holidays, we have prepared a Summer Break Learning Pack filled with fun, engaging, and age-appropriate activities. These activities are designed to encourage children to learn through play, creativity, exploration, and meaningful family experiences.

We encourage our learners to:

- Read or listen to stories every day.
- Practise speaking, listening, and sharing their ideas.
- Draw, colour, create, and express themselves through art.
- Explore nature and observe the world around them.
- Practise early literacy and numeracy skills through everyday activities.
- Develop independence through simple daily routines and responsibilities.

Most importantly, we encourage families to enjoy quality time together. Learning in the Early Years happens everywhere in conversations, play, outdoor adventures, story time, cooking, building, exploring, and discovering new things together.

The Summer Break Learning Pack is not intended to create pressure but rather to provide enjoyable opportunities for children to continue developing their confidence, curiosity, and love of learning.

We thank you for your partnership and support throughout the year and look forward to welcoming our learners back for another exciting year filled with wonder, growth, and achievement.

Wishing all our families a joyful, safe, and memorable Summer Break.

Happy Learning and Happy Holidays!

*Amna Salik*

Director Education  
The Millennium Education Group (TME)

## Introduction

Summer homework is a great way for teachers to help learners keep learning all through the vacations. The goal of the summer home work is to help learners continue with minimal regression of basic skills. Here, you will find the ideas such as letter recognition, shape and colours, or games to play with parents.

## Directions for Parents:

Summer time can be a great time for young children to learn with parents in the comfort of their homes and your part is to make your child's learning experiences pleasant. You can try some of the following ideas, and come up with some of your own.

## Storytelling and Reading Activities for Summer

Encourage your child's love for stories and imagination during the summer holidays with fun and engaging storytelling activities. Cozy up together and read summer-themed books like *Duck & Goose go to the Beach* by Tad Hills or *The Watermelon Seed* by Greg Pizzoli etc. Make it more interactive by asking questions about the characters, settings, and what might happen next.

Take it a step further by creating your own DIY storybook. Use simple materials like paper, crayons, and markers to draw pictures and craft a holiday-themed story together. Let your child take the lead in deciding the plot and characters, fostering creativity and language skills. These activities not only create special bonding moments but also build foundational literacy skills in a fun and meaningful way.



## Parent – Child Activities:

Turning the parent-child time into a quality time, a list of few activities will support parents in providing enjoyable educational experiences.

- Cook dinner together. Show your child how to measure 1 cup, 1/2 cup, and 1/4 cup.
- Practice writing words with sidewalk chalk.
- Plant seeds together, discover how plants grow. Talk about what plants need to grow. (Sun, water, etc.)
- Watch a thunderstorm. Be excited! Talk to your child about dark clouds, thunder, and lightning.
- Let your child write a letter to someone, then let your child purchase the stamp and mail the letter at the post office.
- Grocery day: Take a list and let your child help read the list and locate items.
- Play outdoor games. Teach your child to play jacks, hopscotch, or marbles.
- Share an umbrella! Walk in the rain together. Look for rainbows, frogs, and count puddles.
- Make ABC cupcakes. Using a decorator bag, let your child draw letters on them.
- Go for a walk on the beach, or a nearby lake. Take pictures of wildlife, and make a book at home.
- Visit the pet store. Talk about animal varieties, foods, care items, and responsibilities of pet ownership.
- Housecleaning day! Let your child help. They can dust, clean windows, and more. Start a chore chart.
- Go to the library or a book shop for story day. Be sure to bring home books. Keep it up all the time!
- Get a cookbook for children and make recipes together. Using words and pictures, let your child help read instructions.

- Discuss good nutrition habits with a food pyramid. Start naming the food groups when you serve them. Soon, your child will learn them.
- Keep a chart of temperatures in the city that you are visiting.
- Classify days according to weather: sunny, cloudy, and rainy. Keep records of different cities that you visit.
- Take pictures or gather postcards of places you visit. Keep a scrapbook and write short notes or descriptions of these places.
- Draw pictures of places that you visit.
- Make a list of all the things that are different in the country/city you visit.
- Record all the types of transportation you use during your travels. Draw a picture of each type and tell what you liked or didn't like about that mode of travel.
- Cut out pictures from magazines of objects that begin with the letters of the alphabet.
- Start at A and make a book of all the letters in the alphabet.
- Play games with objects that you see: guess what letter they begin and end with; think of words that rhyme with them; think of words that begin with the same letter.
- Count objects that you see. Play hand games: show an amount of buttons, coins, stones etc. Ask: How many did I take away?
- Sort the objects into categories: colour, texture, size and shape. See how many ways the child can sort the same objects.
- Classify pictures of animals: fur, feathers, water, and insects are a few of the areas that a child might use. Cut out and paste in a book and add to this as more pictures are discovered.
- Write stories about inanimate objects - personify the object and describe some of the things that it does.

## Roadworthy Car Games

Travelling is a significant part of our day to day lives these days. To make travelling a fun-filled learning experience we are sharing following few 'roadworthy' car games that could be easily played. This will support parents in putting those long rides to good use with activities that keep the children busy and build basic skills especially reading and math skills.



## Mathematical Activities for Car:

- Car bingo: Create a car bingo card with words, shapes, colours, and items that children will likely see during a trip (stop signs, billboards, railroad signs, etc.) to reinforce reading skills, math, and sight words.
- The number game: Look out the window and call out when you see one, two, three, or four of something, and so on.
- The alphabet game: One person chooses the right side of the road, and the other chooses the left. Call out objects that you see in alphabetical order. The first person to get to the letter "z" wins.
- Cow game: One person takes the right side of the road, the other takes the left. Keep count of all the cows you see. You earn one point for each cow. When you see a cemetery out of your side of the car, you lose all your points.
- Animals galore: Decide on a number of points for each animal that you see (cow = 1 point, horse = 1 point, goat = 2 points, donkey = 3 points etc.). As you drive, add up the points. Play until one person gets 10 points, or for a set time.
- Math with license plates: Use the numbers on license plates to practice addition, subtraction, multiplication, and number patterns and see just how creative children can get!



## Phonological Activities for the Car:

**I Spy in the Car:** Say, "I spy something in the car that begins with /s/." Let your child guess the object. For /s/ it might be seat or seatbelt. Take turns being the caller and the finder.

**Count the words:** Ask your child make two fists. Say a sentence and then ask your child say it with you. As each word is said, tell your child to put up one finger. Count how many words are in the sentence. This activity helps your child build an awareness of words.

**Clap the syllables:** Clapping is a fun hands-on way to determine parts (syllables) of a word. Say a word and ask your child clap the parts of the word i-e say if the word is 'happen' it has two syllables 'hap- pen', the child will clap two times.

**Play with beginning sounds:** Ask your child name something he/she see outside their window. Repeat the word and ask, "What sound do you hear at the beginning of \_\_\_\_\_?" Then, say the word again and let your child respond with the correct beginning sound.



## Talk to Your Child:

Talk to your child as much as you can. Remember, verbal language is the foundation for reading. Listening and speaking are a child's first introduction to language.



## Make Reading Fun, Read with drama and excitement!

Use different voices for different characters in the story. Use your child's name instead of a character's name. Make puppets and use them to act out a story. Choose texts and authors that your child enjoys. Read stories that have repetitive parts and encourage your child to join in. Point to words as you read them. This will help your child make a connection between the words he or she hears and the words on the page. Never forget to praise your child for his or her ideas and participation!

## Talk About Books

Talking about the books is just as important as reading them. Discussing a story or a book with your child helps your child understand it and connect it to his or her own experience of life. It also helps enrich your child's vocabulary with new words and phrases. Look at the cover and the title of a book with your child, and ask your child what he or she thinks might happen in the story or what the book may be about.



## Role Reversal

Parents typically read aloud to the children before bed. To make reading a more interesting activity, parents and children may occasionally reverse roles during story time so children are reading aloud to parents.

This is not only the way to help a child with unfamiliar vocabulary, but also be able to check on their comprehension while showing them parents' own excitement for the book. That enthusiasm will motivate children to read even more!



# Outdoor Activities

## Eating Outdoors:

Summer isn't really summer unless you spend at least part of the balmy evenings cooking up delicious meals outdoors. After all, every child knows that food tastes a whole lot better when it's eaten in the fresh air – and now you can prepare the food outdoors as well! Cooking outdoors is always a treat. Some food can even be prepared beforehand, so that on the day the actual cooking time can be kept to a minimum.

## Teddy Bear Picnic:

All children love teddy bears, and some toddlers refuse to go anywhere without their special companion. So why not host your own teddy bear picnic? Combine eating outdoors with yummy food and furry friends, and everyone will be guaranteed to have a great time.

Even the most timid of children will enjoy a Teddy Bear Picnic, as he or she will be able to invite a cuddly friend along for comfort. But don't limit your guests to bears.

## Fun with Water:

Keep your children cool this summer by introducing them to the world of water. Water fun is a great way for children to have a great time and release some of their boundless energy while they are at it. And when the summer weather begins to cloud over, there's always the indoor pool!

A paddling pool can be an unending source of fun for young kids. Paddling pools are even more fun if you use a little imagination. Buy pool toys including animal inflatables, take out your children's favourite swim time friends, or invite some plastic bowls, cups and spoons into the pool for your children to splash around with and enjoy. Bring out the hosepipe for more water fun. Remember, make sure your children are supervised at all times – even a shallow baby pool can be dangerous.

## Gardening:

If you have a yard or some space on a sunny windowsill, you have the perfect setting for children's garden. Take some watermelon seeds and watch them sprout and grow. Whether you get watermelons or not is irrelevant...the fun is in watching the vines spread out and grow.



# Household **CHORES:**


Research shows that children learn in many ways about family relationships and how their family functions. Being involved in household jobs is one way they can learn. When children contribute to family life, it also helps them feel competent and responsible. Sharing housework can minimise stress in a family. Getting kids involved in chores helps the family work better. They can help in the following ways:

- Cleaning wardrobes
- Washing utensils
- Washing clothes
- Washing a car or bicycle
- Making their own sandwich
- Packing their own bags
- Listening to music
- Pick up toys and books.
- Put clothes on clothes hooks.
- Set placemats on the dinner table.
- Set the table for meals.
- Help with preparing meals, under supervision.
- Help with grocery shopping and putting away groceries.
- Fix up their drink.
- Prepare a simple sandwich.
- Water the plants.





Finding Nemo



Sesame Street:  
Play All day  
with Elmo



The Many Adventures  
of Winnie the Pooh



Puffin Rock and  
the New Friends



Rio



**RECOMENDED  
MOVIES**



Mufasa  
The Lion King 2024



The Snowman 1984



Panda Bear  
in Africa



# CHILDREN PORTFOLIO

- Show your children the relevant theme and environment.
- Allow them to express their feelings through painting.

## Themes:

- Seasons
- Colours
- Flowers
- Birds
- Animals
- Dresses
- Fruits
- Sports
- Toys
- Space

One of the biggest complaints is that children tend to lose academic skills during the period when they stay at home. A great tool to keep reading and writing skills in good shape is to keep a diary. Start each day with the entry of plans of the day's event. When your adventurers return home, they can add pictures and notes about the highlights of the day. The pictures can be drawings or prints from a digital camera.


## Websites for Online Activities

- [www.boomerangtv.co.uk/games/painting](http://www.boomerangtv.co.uk/games/painting)
- [www.jumpstart.com](http://www.jumpstart.com) (jumpstart games series for kindergarden)
- [www.nickjr.com](http://www.nickjr.com)
- [www.activityvillage.co.uk](http://www.activityvillage.co.uk)
- [www.turtlediary.com](http://www.turtlediary.com)

# PLAY GROUP ACTIVITIES

## Colour It!

Colour the picture of cat and kitten.




## Matching Opposite

Join the words that have opposite meanings. We have done one for you.

	Fast •	• Empty 
	Full •	• Bottom
	Hot •	• Slow
	Tiny •	• Cold 
	Top •	• Enormous

Match the animals with their babies.



# Draw the Emotions



1. \_\_\_\_\_

2. \_\_\_\_\_

3. \_\_\_\_\_

4. \_\_\_\_\_

# Colour It



1

red

2

blue

3

yellow

4

green

5


orange




Circle the matching number for each set.




3	5
---	---




4	2
---	---



2	6
---	---




5	3
---	---




5	4
---	---



8	6
---	---



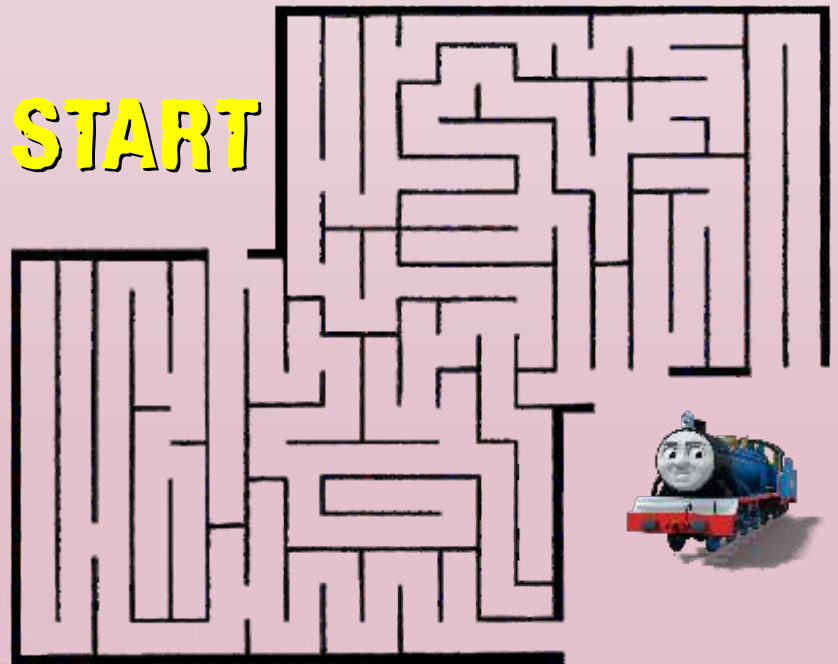
6	7
---	---



8	9
---	---



**START**




# Holiday Bingo - Play Group

brush your teeth twice a day everyday	learn how to button up your shirt	sort your socks from the washing line
talk about your favourite book with your mum	try to dress up on your own, surprise your mum	visit your grandparents' house
drink milk twice a day every day	learn to zip up your jacket	play Simon say with your family

## Written Work Instructions:

- ➔ Make a booklet related to the following phonemes s, a, t, p, i, n, m and d. Write each phoneme five times using primary colour crayons and draw/paste two vocabulary related pictures with each.
- ➔ Learn and write numbers from 1 - 10.
- ➔ Match numbers with quantity 1 – 10
- ➔ Draw shapes and colour them: heart, oval, circle, square, ellipse, triangle.
- ➔ ا سے ذ تک حروف کو تین رنگوں کے چاک سے لکھیں اور دہرائیں۔ ←
- ➔ Make a sun using crayons, markers, stickers, or any other material.
- ➔ Make a model of your home with the help of recyclable materials.
- ➔ Make a photo frame using buttons/beads; paste a photo of yourself while planting a tree or helping any community helper around you.
- ➔ Pre-writing strokes.



# JUNIOR YEAR ACTIVITIES

## Language and Literacy (English)

- ★ Practice writing letters "a - z". Write one letter per page in your notebook and draw/paste an object starting with that letter.
- ★ Draw and colour the concepts, hot/cold and tall/short.
- ★ Read the readers, identify and colour the following words; (mum, dad, biff, chip, kipper, floppy, house, you, she, on, for, and, was, I, put, hat, at, the, was, get, look, too, come, said)
- ★ Use phonemes s,a,t,p,i,n and write as many words as you can

## Basic Mathematical Concepts

- ★ Learn and write the forward counting 1-50 in your notebook (both vertically and horizontally).
- ★ Write the numbers in order from 0-10 on the number line.
- ★ Make a shape-train using, the shapes 'cone, sphere and cylinder'.

## Language and Literacy (Urdu)

- ★ حروف تہجی؛ آ سے ق تک لکھیے۔
- ★ آ سے ژ کے ذخیرہ الفاظ کا کتابچہ بنائیے۔
- ★ مختلف پھلوں اور سبزیوں کا کتابچہ بنائیے۔




# Bingo - Junior Year

<b>B</b>	<b>I</b>	<b>N</b>	<b>G</b>	<b>O</b>
write numbers 1 - 50 (written)	learn to tie your shoe laces	talk about your favourite book with your siblings/parents	organise your cupboard and share your clothes with a needy person	prepare your favourite dish with your mum and learn the names of all the ingredient
write your name 5 times (written)	make a hopscotch and revise forward counting	learn your address and phone number	visit your grandparents' house and meet all your cousins	play Simon says with your friends
order lunch at a restaurant of your own choice	write number spelling 1 - 10  (written)	make a phoneme booklet(a - z) & paste phoneme related objects in it (written)	plan a vacation trip with your family to your favourite destination	make a shape-man with the help of circle, square, rectangle and triangle and write the names of all the shapes (written)
help your mother in the kitchen in sorting all the utensils	sing ABC song while travelling in the car	make a booklet of CVC words. Write 5 words from each family. -at, an, ap words (written)	learn how to button up your shirt, practice it till the time you attain perfection	sort your socks from the washing line
brush your teeth twice a day every day	prepare <sup>حروف تہجی</sup> booklet, write all the letters & paste the pictures of related vocabulary from any magazine (written)	clean your bedroom	try to dress up on your own, surprise your mom	make a list of different summer items



Write the missing letters.



Write the correct vowel sound to complete each word.



s\_\_t



b\_\_s



b\_\_nch



v\_\_n



h\_\_rse




fr\_\_g





Use the letters below to fill in the blanks for the "an" word family.

c p m f v



Name and colour the season.



## Missing Vowels



d \_ g



t \_ p



r \_ t



m \_ g



b \_ n



b \_ x



b \_ d



t \_ n

Match the pictures of the fruits with their name.



pear



orange



banana



apple



strawberry



rasperry

## -ap Family Flashcards

Matching words with the pictures.



map



nap



cap



tap




lap


# Join The Numbers



Write the correct sight words in the boxes.



    is my sister.

team won. 

I must go   . 

 The light is  .

Trace and read the words then draw a line to the person with that emotion

sad



scared



happy



surprised




mad



## Apple Pickin' Match

Colour cut outs of the apples on the right of this worksheet. Carefully match the apples with the corresponding number on the tree. Glue them on the place.



## Words and Pictures

Write the missing word that match the picture.



The \_ \_ \_ is out.

rug  
sun  
cat



The cat is on the \_ \_ \_.

rug  
fun  
bag



The \_ \_ \_ is on the table.

bin  
rug  
bun



Where is the \_ \_ \_?

cup  
hat  
run



Here is the \_ \_ \_.

pup  
map  
cap

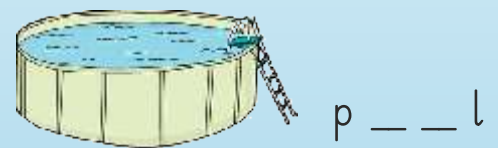

# ADVANCED YEAR ACTIVITIES



Find hidden objects in the picture below.



Summer Words: fill in the blanks with vowels.



B	I	N	G	O
clean your room and learn to make your bed	write Aa - Zz and colour the vowels blue and consonant red	learn to tie your shoe laces	visit your grandparents' house	write number spelling one - twenty
eat healthy food, discuss its benefits and make a healthy menu for your holidays	enlist 10 nouns from a park and use an adjective with them. Do this activity in your booklets	make your vocabulary booklet. Write 5 words each from the following word families. un - bun ut - cut at - cat ag - bag an - can	organize your cupboard & share your clothes with a needy person	prepare your favourite dish with mummy, decorate it and serve it to your family.
order lunch at a restaurant according to every one's choice	do 15 simple 2 digit addition and subtraction sums (written)		plan a vacation trip with your family to your favourite destination	write ty - teen numbers in your math booklet (written)
make different colours by mixing primary & secondary colours. Paint the copy page & write the colour name	write forward counting 1 - 100 and backward counting 50 - 1 (written)	prepare a booklet of <b>حروف تہجی اور ان کی آدھی اشکال</b> and paste the pictures of related vocabulary from any magazine or newspaper	learn how to button up your shirt	read your ORT readers with your mother
<ul style="list-style-type: none"> <li>brush your teeth twice a day</li> <li>take a bath every day</li> <li>wear fresh clothes</li> </ul>	sort your socks from the washing line, make pairs and arrange them in your cupboard.		try to dress up on your own, surprise your mom	mark your holidays on a calender

### Bingo Instructions

- choose any activity mentioned in the bingo chart.
- once done put a cross on that particular box.
- when all the tasks mentioned in the bingo chart are done, the child will shout out loud BINGO!
- hand over your booklets along with your bingo chart to get a certificate from your teacher.

### Written work instructions

- take a thin register or attempt all the exercises on loose sheets and save in a folder, bring it to your teacher in August.



# Clock Worksheet!



\_\_\_ o'clock



half past \_\_\_

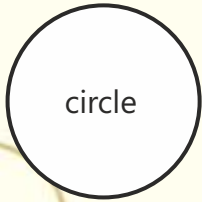


\_\_\_ o'clock



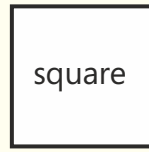
half past \_\_\_

## Complete The Information.



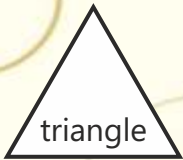
circle

A circle has \_\_\_\_\_ sides.



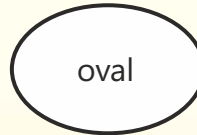
square

A square has \_\_\_\_\_ sides.



triangle

A triangle has \_\_\_\_\_ sides.



oval

An oval has \_\_\_\_\_ sides.


Match the seasons with their correct images.

	A.	1	2
	B.	3	5
	C.	6	4
	D.	7	8
		9	10



Label the different parts of the plant using the given vocabulary words

stem    leaves    flower    roots



Draw a line to match each picture with its opposite.

day



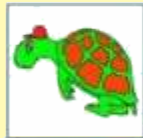
soft

asleep



empty

hard



slow

full



night

fast



awake



Choose the correct blend to complete the word

dr

fr

tr

br

cr



\_\_\_og



\_\_\_uck



\_\_\_um



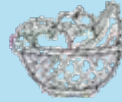
\_\_\_ush



\_\_\_unk



\_\_\_op



\_\_\_uit



\_\_\_ink



\_\_\_ab




\_\_\_ee

Read the short passage and answer the questions.

### A Hike

Mia and Matt are going for a hike. They will hike to the lake. They will bring food and have a picnic at the lake.



1. What will Mia and Matt do?

\_\_\_\_\_  
-----  
\_\_\_\_\_

2. Where will they go?

\_\_\_\_\_  
-----  
\_\_\_\_\_

3. What will they do at the lake?

\_\_\_\_\_  
-----  
\_\_\_\_\_





# Information and Communication Technology for Advanced Year

EXPLORING TECHNOLOGY WITH FUN!

Dear Learner,

Welcome to ICT Summer Homework – Advanced Year.

Please follow the instructions below to access and complete your summer homework:

- Visit the provided link <https://tinyurl.com/SHW-ICT-AdvancedYear> download all files in a folder and open the Index.html file.
- Upon first access, you will be prompted to enter your information. Please carefully enter your full name, admission number, and campus name.

THE MILLENNIUM EDUCATION PAKISTAN  
DEPARTMENT OF EDUCATIONAL TECHNOLOGY & DIGITAL INCLUSION

MILLENNIUM EDUCATION

## Advanced Year AI Academy

Welcome back! Please write your Name, Campus, and Admission Number to log in or sync your homework sheets.

What is your Name?  
Enter your full name here...

What is your Admission Number?  
Enter your admission number here...

Write your Campus Name  
e.g. THE One World Campus

Enter Learning Lab

© Department of Educational Technology and Digital Inclusion - DETDI, The Millennium Education Pakistan. [www.21st.edu.pk](http://www.21st.edu.pk)

- After submission, your **dashboard** will be displayed.
- Navigate through each chapter, read the content thoroughly, and attempt the corresponding quizzes.

**Note:** After completing a chapter or before exiting, click the **Sync** button to save your progress.

**Important:** You may revisit chapters and quizzes at any time. If you choose to reset your progress, all previous data and records will be permanently deleted.





# VACATION PLANNING



I am going to . . .



I am traveling by . . .



I am staying in . . .



I am going with . . .













# Fun Things To Do!

During the summer it is so easy to say, "I have nothing to do!" Here is a list of things to do the next time you are bored!

- ▲ Gather up a few friends, and have a picnic in your backyard.
- ▲ Go on a walk and take pictures of trees, flowers, dogs, etc.
- ▲ Clean your room!
- ▲ Look through old family scrapbooks, photo books, and yearbooks.
- ▲ Make fresh, homemade fruit juice.
- ▲ Have a bubble bath.
- ▲ Splash around in a plastic kiddy pool.
- ▲ Read a book based on a movie you have seen.
- ▲ Make a scrapbook of your baby pictures.
- ▲ Spend the day at the library.
- ▲ Draw a self-portrait.
- ▲ Go out for lunch with your family.
- ▲ Jump in the pool with your clothes on.
- ▲ Invite friends over and have a tea party.
- ▲ Go out for an evening walk to the nearby park.



## Timetable for All the Activities To Be Done During the Vacations

 <b>make something</b> <b>Monday</b> 	 <b>time to read</b> <b>Tuesday</b> 	 <b>what's cooking</b> <b>Wednesday</b> 	 <b>be thoughtful</b> <b>Thursday</b> 	 <b>somewhere fun</b> <b>Friday</b> 
craft & project	weekly trip to the library	baking or cooking	do a service	go swimming, visit a museum

# Holiday Craft time

- Set up a safe, cozy workspace with newspapers or a mat to catch spills.
- Lay out all materials in advance so children can see and choose freely.
- Encourage your child to explore, make mistakes, and try their own ideas — there's no "wrong" way.
- Offer gentle guidance, but let them take the lead to build confidence.
- Praise their effort and creativity, not just the final result.
- Join in the activity yourself — children love when parents participate.
- Keep the mood light and fun, turning it into a bonding moment rather than a task.

## 1. Handprint Animals

Materials: Non-toxic paints, paper, markers.

Activity: Let the child dip his hands in paint and press onto paper. Once dry guide him turn the handprints into animals (e.g., a peacock, fish, or lion) by adding details with markers.

Skills: Fine motor skills, creativity, recognition of shapes



## 2. Paper Plate Masks

Materials: Paper plates, crayons, coloured paper, glue, child-safe scissors, elastic string.

Activity: Cut out eye holes in a paper plate, then let the child decorate it into fun masks (animals, superheroes, or silly faces).

Skills: Imagination, cutting practice, role play.



# Holiday Craft time

## 3. Collage Creations

Materials: Old magazines, coloured paper scraps, glue sticks, cardboard base.

Activity: Let the child cut or tear pictures and shapes, then glue them onto cardboard to make a themed collage e.g., "Under the Sea" or "My Family".

Skills: Hand-eye coordination, storytelling, decision-making.



## 4. Playdough Ice Cream Shop

Materials: Playdough in different colours, plastic spoons, bowls, cones (real or paper).

Activity: let the child pretend to run an ice cream shop, shaping scoops and toppings out of playdough.

Skills: Sensory play, role play, and creativity



# FUN ACTIVITY

## TONG AND WATER PLAY:

Go outside to enjoy the summer evening with your kids in your garden and have some fine motor fun!

Things you need

- \* Tongs
  - \* Big bowls
  - \* Foam
  - \* Playing blocks
  - \* Water colour
- Fill two large bowls with water
  - Add little colour to make it more attractive
  - Now put the playing blocks and foam in water
  - Keep different sized tongs to be used by the kids
  - The kids will use the tongs to pick up floating block and foam from water

This does take a little practice for a child but they need to first understand how tongs work, then how much pressure to apply to squeeze them together, then how to pick up items from the water. The children will be happy just to work on their own problem solving!



## NATURAL PAINT BRUSH

Make natural paint brushes in a fun activity that produces great results.

Things you need

- \* String
  - \* Evergreen leaves
  - \* Paint
  - \* Paper plates
- Go out for a nature walk and collect few evergreen leaves and twigs
  - Lay the string out flat on the surface
  - Layer the evergreen leaves until you have a good-sized brush
  - Put the stick on the leaves and wrap the string twice around each paint brush so that the leaves would be secure
  - Tie as many times as you have to in order for your leaves to stay in place

Provide paints and chart paper to your child to have fun with his natural paint brush.



## HOMEMADE WEAVING LOOM WITH POPSICLE STICKS

Weaving provides a wonderful opportunity for kids to discover patterns and textures and to encourage growth in fine motor skills and eye hand coordination.

Things you need

- \* Popsicle sticks
- \* Glue
- \* Strings
- \* Fabric ribbon

- Glue 4 popsicle sticks together into a square
- Cut long piece of string and wrap it around the sticks
- Adjust the lines of string by adding a drop of glue on the string where it wrapped around the popsicle stick to help hold in the place
- Cut some short pieces of fabric ribbon and place them in to a bowl next to little loom for the kids to use

What fun it would be for the kids to create art while working on fine motor skills at the same time.



## BUTTON ART TREE

You will need

- \* old buttons
- \* canvas/hard chart
- \* paint
- \* glue

We used a bare tree for our basic shape, but it would also be fun to fill a solid shape with buttons as well (a giant button heart, for example, would be really cute too!).

Collect your buttons and put them into a large pile. This step can also serve as a fantastic lesson about sorting by shape, size and colour for younger children.

Use a small amount of Tacky Glue to attach the buttons to the canvas.

Continue adding buttons until you are satisfied with the way it looks. You can even choose to layer buttons upon buttons for extra dimension! Allow glue to dry thoroughly before hanging.



Children are great imitators.  
So give them something  
great to imitate.



LMS MATRIX  
Apple iTunes



LMS MATRIX  
Google Play Store

**Head Office:** No.80, Street No.1, NPF, Sector E-11/4, Islamabad 44000, Pakistan.

**UAN:** +92 51 111 111 193, **Tel:** +92 51 2375201-6, **Fax:** +92 51 2375208

**URL:** [www.tme.edu.pk](http://www.tme.edu.pk), **Email:** [info@tme.edu.pk](mailto:info@tme.edu.pk)



Showcase School



INTERNATIONAL  
SCHOOL AWARD

Pearson



Our Affiliation and Memberships  
Cambridge Assessment  
International Education  
Cambridge Associate School